


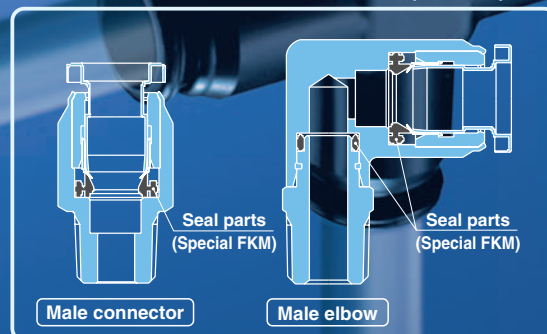
Stainless Steel 316 One-touch Fittings

- Material
Metal parts: **Stainless steel 316**
Seal parts: **Special FKM**
- Can be used with steam
- Operating fluid temperature
-5 to 150°C
- Grease-free



- Applicable tubing material
 - FEP, PFA, Nylon, Soft nylon, Polyurethane
 - Polyolefin


All stainless steel 316 except seal parts



Series KQG


Male Connector

Applicable tubing O.D. (mm)	Connection thread	Model
ø4	M5	KQGH04-M5
	R1/8	KQGH04-01S
ø6	M5	KQGH06-M5
	R1/8	KQGH06-01S
	R1/4	KQGH06-02S
ø8	R1/8	KQGH08-01S
	R1/4	KQGH08-02S
	R3/8	KQGH08-03S
ø10	R1/4	KQGH10-02S
	R3/8	KQGH10-03S
ø12	R3/8	KQGH12-03S
	R1/2	KQGH12-04S




Hexagon Socket Head Male Connector

Applicable tubing O.D. (mm)	Connection thread	Model
ø4	M5	KQGS04-M5
	R1/8	KQGS04-01S
ø6	M5	KQGS06-M5
	R1/8	KQGS06-01S
	R1/4	KQGS06-02S
ø8	R1/8	KQGS08-01S
	R1/4	KQGS08-02S
	R3/8	KQGS08-03S
ø10	R1/4	KQGS10-02S
	R3/8	KQGS10-03S
ø12	R3/8	KQGS12-03S
	R1/2	KQGS12-04S




Straight Union

Applicable tubing O.D. (mm)	Model
ø4	KQGH04-00
ø6	KQGH06-00
ø8	KQGH08-00
ø10	KQGH10-00
ø12	KQGH12-00




Male Elbow

Applicable tubing O.D. (mm)	Connection thread	Model
ø4	M5	KQGL04-M5
	R1/8	KQGL04-01S
ø6	M5	KQGL06-M5
	R1/8	KQGL06-01S
	R1/4	KQGL06-02S
ø8	R1/8	KQGL08-01S
	R1/4	KQGL08-02S
	R3/8	KQGL08-03S
ø10	R1/4	KQGL10-02S
	R3/8	KQGL10-03S
ø12	R3/8	KQGL12-03S
	R1/2	KQGL12-04S




Union Elbow

Applicable tubing O.D. (mm)	Model
ø4	KQGL04-00
ø6	KQGL06-00
ø8	KQGL08-00
ø10	KQGL10-00
ø12	KQGL12-00




Male Branch Tee

Applicable tubing O.D. (mm)	Connection thread	Model
ø4	M5	KQGT04-M5
	R1/8	KQGT04-01S
ø6	M5	KQGT06-M5
	R1/8	KQGT06-01S
	R1/4	KQGT06-02S
ø8	R1/8	KQGT08-01S
	R1/4	KQGT08-02S
	R3/8	KQGT08-03S
ø10	R1/4	KQGT10-02S
	R3/8	KQGT10-03S
ø12	R3/8	KQGT12-03S
	R1/2	KQGT12-04S




Union Tee

Applicable tubing O.D. (mm)	Model
ø4	KQGT04-00
ø6	KQGT06-00
ø8	KQGT08-00
ø10	KQGT10-00
ø12	KQGT12-00




Union "Y"

Applicable tubing O.D. (mm)	Model
ø4	KQGU04-00
ø6	KQGU06-00
ø8	KQGU08-00
ø10	KQGU10-00
ø12	KQGU12-00



Bulkhead Union

Applicable tubing O.D. (mm)	Model
ø4	KQGE04-00
ø6	KQGE06-00
ø8	KQGE08-00
ø10	KQGE10-00
ø12	KQGE12-00



Stainless Steel 316 One-touch Fittings Series *KQG*

Applicable Tubing

Tubing material	FEP, PFA, Nylon, Soft nylon, Polyurethane, Polyolefin ^{Note 3)}
Tubing O.D.	ø4, ø6, ø8, ø10, ø12



Specifications

Operating fluid	Air, Water, Steam ^{Note 4)}
Operating pressure range ^{Note 1)}	-100 kPa to 1MPa
Proof pressure	3.0 MPa
Ambient and Operating fluid temperature ^{Note 2)}	-5 to 150°C (No freezing)
Lubricant	Grease-free specification
Seal on the threads	With sealant

Note 1) Please avoid using in a vacuum holding application such as a leak tester, since there is leakage.

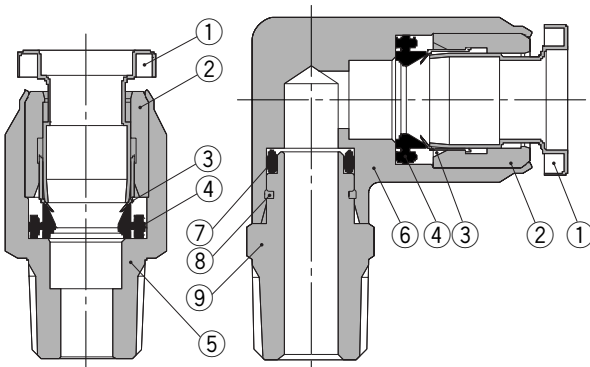
Note 2) When using at 120°C or higher, for an extended period of time, we recommend that an inner sleeve be used.

Note 3) In the event of using polyurethane tubing, we recommend the use of an inner sleeve in cases where the tubing is strained.

Note 4) Special FKM that is resistant even when steam is used.

Tube size	Tubing model (Material)				Applicable inner sleeve	
	TU (Polyurethane)	TUS (Soft polyurethane)	TH (FEP)	TL (PFA)	Model	Length
0402	—	—	●	—	TJ-0402	18
0425	●	●	●	—	TJ-0425	18
0403	—	—	—	●	TJ-0403	18
0604	●	●	●	●	TJ-0604	19
0805	●	●	—	—	TJ-0805	20.5
0806	—	—	●	●	TJ-0806	20.5
1065	●	●	—	—	TJ-1065	23
1075	—	—	●	—	TJ-1075	23
1008	—	—	●	●	TJ-1208	24
1208	●	●	—	—		
1209	—	—	●	—	TJ-1209	24
1210	—	—	●	●	TJ-1210	24

Construction



No.	Description	Material
1	Release bushing	Stainless steel 316
2	Guide	Stainless steel 316
3	Chuck	Stainless steel 316
4	Seal	Special FKM
5	Male connector body	Stainless steel 316
6	Male elbow body	Stainless steel 316
7	O-ring	Special FKM
8	Stopper ring	Stainless steel 316
9	Stud	Stainless steel 316

Series KQG

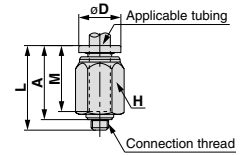
Dimensions

Male Connector: KQGH

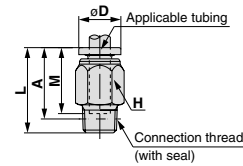


Applicable tubing O.D. (mm)	Connection thread R	Model	H (width across flats)	øD	L	A*	M	Effective area (mm ²) ^{Note 1)}	Weight (g)	
ø4	M5	KQGH04-M5	10	10	22.3	19.3	18	4	7.4	
	1/8	KQGH04-01S			24	20		5.6	9.4	
ø6	M5	KQGH06-M5	12	12	24.1	21.1	18.8	4	11	
	1/8	KQGH06-01S			24.3	20.3		10.4	11	
	1/4	KQGH06-02S			25.8	19.8		18	18	
ø8	1/8	KQGH08-01S	14	14	30.5	26.5	20.9	26.1	18	
	1/4	KQGH08-02S			28.5	22.5			18	18
	3/8	KQGH08-03S			24	17.7			24	24
ø10	1/4	KQGH10-02S	17	17	35.5	29.5	23	41.5	29	
	3/8	KQGH10-03S			31	24.7			29	29
ø12	3/8	KQGH12-03S	19	19	32.8	26.5	24.8	58.3	31	
	1/2	KQGH12-04S	22		24.6	51			51	

(In case of M5)



(In case of R)



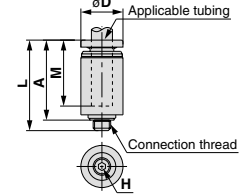
* Reference dimensions after installation of R thread
Note 1) Figures shown when using FEP tubing

Hexagon Socket Head Male Connector: KQGS

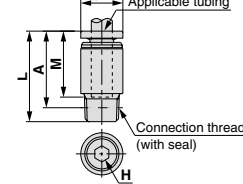


Applicable tubing O.D. (mm)	Connection thread R	Model	H (width across flats)	øD	L	A*	M	Effective area (mm ²) ^{Note 1)}	Weight (g)	
ø4	M5	KQGS04-M5	2	10	25	22	18	4	8.6	
	1/8	KQGS04-01S	3			21		4.1	9.8	
ø6	M5	KQGS06-M5	2	12	25.8	22.8	18.8	4	12	
	1/8	KQGS06-01S	4			21.8		9.9	12	
	1/4	KQGS06-02S	19.8			10		20		
ø8	1/8	KQGS08-01S	5	14	30.5	26.5	20.9	23.3	17.2	17
	1/4	KQGS08-02S	6		28.5	22.5			18	18
	3/8	KQGS08-03S	30.1		23.8	35			35	
ø10	1/4	KQGS10-02S	8	17	35.5	29.5	23	39	28	
	3/8	KQGS10-03S			31	24.7			29	29
ø12	3/8	KQGS12-03S	10	19	32.8	26.5	24.8	60	30	
	1/2	KQGS12-04S	22		24.6	54			54	

(In case of M5)



(In case of R)

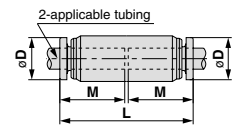


* Reference dimensions after installation of R thread
Note 1) Figures shown when using FEP tubing

Straight Union: KQGH



Applicable tubing O.D. (mm)	Model	øD	L	M	Effective area (mm ²) ^{Note 1)}	Weight (g)
ø4	KQGH04-00	11	37	18	5.6	16
ø6	KQGH06-00	13	38	18.5	13.1	22
ø8	KQGH08-00	15	42.8	20.9	26.1	31
ø10	KQGH10-00	19	47	23	41.5	54
ø12	KQGH12-00	21	50.6	24.8	58.3	66



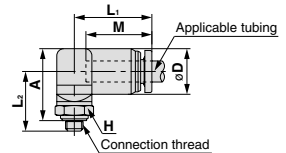
Note 1) Figures shown when using FEP tubing

Male Elbow: KQGL

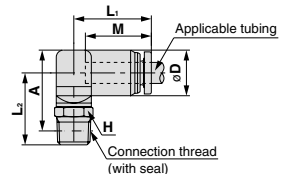


Applicable tubing O.D. (mm)	Connection thread R	Model	H (width across flats)	øD	L ₁	L ₂	A*	M	Effective area (mm ²) ^{Note 1)}	Weight (g)	
ø4	M5	KQGL04-M5	10	10.6	20.5	16	18.3	18	3.5	18	
	1/8	KQGL04-01S				19.5	20.8		4.2	20	
ø6	M5	KQGL06-M5	12	13	22.1	17	20.5	18.8	3.5	25	
	1/8	KQGL06-01S				20.5	23		9	26	
	1/4	KQGL06-02S				24.5	25		35	35	
ø8	1/8	KQGL08-01S	12	15	24.9	21.9	25.4	20.9	21.6	37	
	1/4	KQGL08-02S	14			25.9	27.4			45	45
	3/8	KQGL08-03S	27.9			29.1	56			56	
ø10	1/4	KQGL10-02S	17	18	27.8	27.7	30.7	23	35.2	69	
	3/8	KQGL10-03S				29.7	32.4			73	73
ø12	3/8	KQGL12-03S	22	20.8	31.3	30.7	35.1	24.8	50.2	94	
	1/2	KQGL12-04S				34.7	37.2			121	121

(In case of M5)



(In case of R)



* Reference dimensions after installation of R thread
Note 1) Figures shown when using FEP tubing

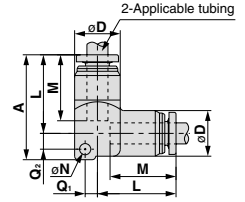
Dimensions

Union Elbow: KQGL



Applicable tubing O.D. (mm)	Model	øD	L	A	Q1	Q2	M	øN	Effective area (mm ²) ^{Note 1)}	Weight (g)
ø4	KQGL04-00	10.6	20.6	27.3	2.3	3.7	18	3.2	4.2	21
ø6	KQGL06-00	13	22.4	28.9	3.5	3.5	18.8		9	32
ø8	KQGL08-00	15	25.5	35.1						
ø10	KQGL10-00	18	28.6	38.2	5	5.6	20.9	4.2	21.6	49
ø12	KQGL12-00	20.8	31.4	41.8	6.4	6.4	24.8		35.2	76
									50.2	108

Note 1) Figures shown when using FEP tubing



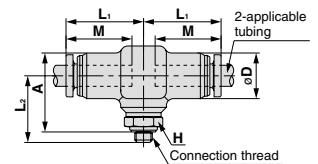
Male Branch Tee: KQGT



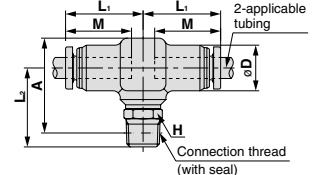
Applicable tubing O.D. (mm)	Connection thread R	Model	H (width across flats)	øD	L1	L2	A*	M	Effective area (mm ²) ^{Note 1)}	Weight (g)
ø4	M5	KQGT04-M5	10	10.6	20.5	18	23.1	18	4.5	26
	1/8	KQGT04-01S				21.5	25.6		6	27
ø6	M5	KQGT06-M5	13	13	22.1	19	25	18.8	4.5	39
	1/8	KQGT06-01S				22.5	27.5		11	41
ø8	1/4	KQGT06-02S	14	15	24.9	26.5	29.5	20.9	26.3	50
	1/8	KQGT08-01S	12			23.9	30.7			61
ø10	1/4	KQGT08-02S	14	18	27.8	27.9	32.7	23	40.8	70
	3/8	KQGT08-03S				29.9	34.4			83
ø12	1/4	KQGT10-02S	17	20.8	31.3	29.7	35.7	24.8	57.2	97
	3/8	KQGT10-03S					31.7			37.4
	3/8	KQGT12-03S				32.7	39.5			133
	1/2	KQGT12-04S	22			36.7	41.6			159

* Reference dimensions after installation of R thread
Note 1) Figures shown when using FEP tubing

(In case of M5)



(In case of R)

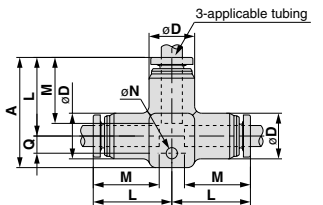


Union Tee: KQGT



Applicable tubing O.D. (mm)	Model	øD	L	A	Q	M	øN	Effective area (mm ²) ^{Note 1)}	Weight (g)
ø4	KQGT04-00	10.6	20.6	28.7	4.1	18	3.2	6.4	28
ø6	KQGT06-00	13	22.4	31.4	4.9	18.8		10.6	42
ø8	KQGT08-00	15	25.5	36.3	6.1	20.9		25.6	57
ø10	KQGT10-00	18	28.6	40.6	7.1	23	4.2	40	95
ø12	KQGT12-00	20.8	31.4	44.5	8.1	24.8		57.4	129

Note 1) Figures shown when using FEP tubing

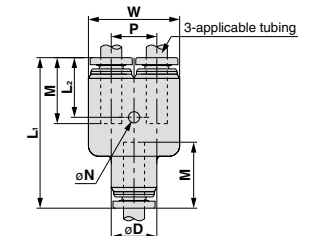


Union "Y": KQGU



Applicable tubing O.D. (mm)	Model	øD	W	L1	L2	P	M	øN	Effective area (mm ²) ^{Note 1)}	Weight (g)
ø4	KQGU04-00	10.6	21.2	41	16.8	10.6	18	3.2	2.9	35
ø6	KQGU06-00	13	26	42.9	17	13	18.8		7.4	54
ø8	KQGU08-00	15	30	47.7	18.7	15	20.9		17.9	75
ø10	KQGU10-00	18	36	52.8	20.5	18	23	4.2	28	114
ø12	KQGU12-00	20.8	41.6	57.8	21.9	21	24.8		40.2	175

Note 1) Figures shown when using FEP tubing

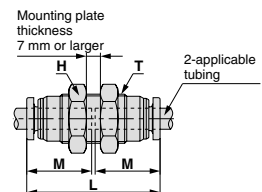


Bulkhead Union: KQGE



Applicable tubing O.D. (mm)	Model	T (M)	H (width across flats)	L	Mounting hole	M	Effective area (mm ²) ^{Note 1)}	Weight (g)
ø4	KQGE04-00	M12X1	14	37	13	18	5.6	21
ø6	KQGE06-00	M14X1	17	38	15	18.5	10.4	29
ø8	KQGE08-00	M16X1	19	42.8	17	20.9	26.1	40
ø10	KQGE10-00	M20X1	24	47	21	23	41.5	71
ø12	KQGE12-00	M22X1	27	50.6	23	24.8	58.3	95

Note 1) Figures shown when using FEP tubing



SUS316 Stainless Steel

One-touch Fittings



KQGT Branch Tee (Male Branch Tee)



Applicable tube O.D. inch	Port size NPT	Model KQGT	Applicable tube O.D. mm	Port size R	Model KQGT
5/32	10-32UNF	KQGT03-32	4	M5	KQGT04-M5
	1/8	KQGT03-N01S		1/8	KQGT04-01S
1/4	10-32UNF	KQGT07-32	6	M5	KQGT06-M5
	1/8	KQGT07-N01S		1/8	KQGT06-01S
	1/4	KQGT07-N02S		1/4	KQGT06-02S
5/16	1/8	KQGT09-N01S	8	1/8	KQGT08-01S
	1/4	KQGT09-N02S		1/4	KQGT08-02S
	3/8	KQGT09-N03S		3/8	KQGT08-03S
3/8	1/4	KQGT11-N02S	10	1/4	KQGT10-02S
	3/8	KQGT11-N03S		3/8	KQGT10-03S
1/2	3/8	KQGT13-N03S	12	3/8	KQGT12-03S
	1/2	KQGT13-N04S		1/2	KQGT12-04S

KQGS Internal Hexagon Socket Head Male Connector



Applicable tube O.D. inch	Port size NPT	Model KQGS	Applicable tube O.D. mm	Port size R	Model KQGS
5/32	10-32UNF	KQGS03-32	4	M5	KQGS04-M5
	1/8	KQGS03-N01S		1/8	KQGS04-01S
1/4	10-32UNF	KQGS07-32	6	M5	KQGS06-M5
	1/8	KQGS07-N01S		1/8	KQGS06-01S
	1/4	KQGS07-N02S		1/4	KQGS06-02S
5/16	1/8	KQGS09-N01S	8	1/8	KQGS08-01S
	1/4	KQGS09-N02S		1/4	KQGS08-02S
	3/8	KQGS09-N03S		3/8	KQGS08-03S
3/8	1/4	KQGS11-N02S	10	1/4	KQGS10-02S
	3/8	KQGS11-N03S		3/8	KQGS10-03S
1/2	3/8	KQGS13-N03S	12	3/8	KQGS12-03S
	1/2	KQGS13-N04S		1/2	KQGS12-04S

KQGH Male Connector



Applicable tube O.D. inch	Port size NPT	Model	Applicable tube O.D. mm	Port size R	Model
		KQGH			KQGH
5/32	10-32UNF	KQGH03-32	4	M5	KQGH04-M5
	1/8	KQGH03-N01S		1/8	KQGH04-01S
1/4	10-32UNF	KQGH07-32	6	M5	KQGH06-M5
	1/8	KQGH07-N01S		1/8	KQGH06-01S
	1/4	KQGH07-N02S		1/4	KQGH06-02S
5/16	1/8	KQGH09-N01S	8	1/8	KQGH08-01S
	1/4	KQGH09-N02S		1/4	KQGH08-02S
	3/8	KQGH09-N03S		3/8	KQGH08-03S
3/8	1/4	KQGH11-N02S	10	1/4	KQGH10-02S
	3/8	KQGH11-N03S		3/8	KQGH10-03S
1/2	3/8	KQGH13-N03S	12	3/8	KQGH12-03S
	1/2	KQGH13-N04S		1/2	KQGH12-04S

KQGH Straight Union



Applicable tube O.D. inch	Model KQGH	Applicable tube O.D. mm	Model KQGH
5/32	KQGH03-00	4	KQGH04-00
1/4	KQGH07-00	6	KQGH06-00
5/16	KQGH09-00	8	KQGH08-00
3/8	KQGH11-00	10	KQGH10-00
1/2	KQGH13-00	12	KQGH12-00

KQGT Union Tee



Applicable tube O.D. inch	Model KQGT	Applicable tube O.D. mm	Model KQGT
5/32	KQGT03-00	4	KQGT04-00
1/4	KQGT07-00	6	KQGT06-00
5/16	KQGT09-00	8	KQGT08-00
3/8	KQGT11-00	10	KQGT10-00
1/2	KQGT13-00	12	KQGT12-00

KQGE Bulkhead Union



Applicable tube O.D. inch	Model KQGE	Applicable tube O.D. mm	Model KQGE
5/32	KQGE03-00	4	KQGE04-00
1/4	KQGE07-00	6	KQGE06-00
5/16	KQGE09-00	8	KQGE08-00
3/8	KQGE11-00	10	KQGE10-00
1/2	KQGE13-00	12	KQGE12-00

KQGL Union Elbow



Applicable tube O.D. inch	Model KQGL	Applicable tube O.D. mm	Model KQGL
5/32	KQGL03-00	4	KQGL04-00
1/4	KQGL07-00	6	KQGL06-00
5/16	KQGL09-00	8	KQGL08-00
3/8	KQGL11-00	10	KQGL10-00
1/2	KQGL13-00	12	KQGL12-00

KQGU Branch "Y"



Applicable tube O.D. inch	Model KQGU	Applicable tube O.D. mm	Model KQGU
5/32	KQGU03-00	4	KQGU04-00
1/4	KQGU07-00	6	KQGU06-00
5/16	KQGU09-00	8	KQGU08-00
3/8	KQGU11-00	10	KQGU10-00
1/2	KQGU13-00	12	KQGU12-00

KQGL Male Elbow



Applicable tube O.D. inch	Port size NPT	Model	Applicable tube O.D. mm	Port size R	Model
		KQGL			KQGL
5/32	10-32UNF	KQGL03-32	4	M5	KQGL04-M5
	1/8	KQGL03-N01S		1/8	KQGL04-01S
1/4	10-32UNF	KQGL07-32	6	M5	KQGL06-M5
	1/8	KQGL07-N01S		1/8	KQGL06-01S
	1/4	KQGL07-N02S		1/4	KQGL06-02S
5/16	1/8	KQGL09-N01S	8	1/8	KQGL08-01S
	1/4	KQGL09-N02S		1/4	KQGL08-02S
	3/8	KQGL09-N03S		3/8	KQGL08-03S
3/8	1/4	KQGL11-N02S	10	1/4	KQGL10-02S
	3/8	KQGL11-N03S		3/8	KQGL10-03S
1/2	3/8	KQGL13-N03S	12	3/8	KQGL12-03S
	1/2	KQGL13-N04S		1/2	KQGL12-04S